

## **ETHNIC MINORITY ACHIEVEMENT TEAM**



**English as an Additional Language (EAL)**

**Starter Pack for Primary Pupils**

Pupil name: \_\_\_\_\_

This booklet has been produced by Middlesbrough Ethnic Minority Achievement Team (EMAT).

**Contact Details:**

Tel: (01642) 802893 / 201881

Email: [stacey\\_carlisle@middlesbrough.gov.uk](mailto:stacey_carlisle@middlesbrough.gov.uk)

Sources:

[www.twinkl.co.uk](http://www.twinkl.co.uk)

Easy & Engaging EAL Activities, Scholastic, 2014


[www.activityvillage.co.uk](http://www.activityvillage.co.uk)

[www.learnenglishkids.britishcouncil.org/sites/kids](http://www.learnenglishkids.britishcouncil.org/sites/kids)

<http://www.collaborativelearning.org>

## All about me!

This is me:

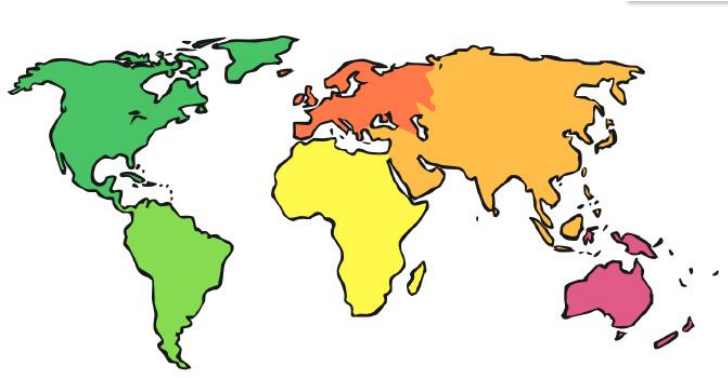


My name is \_\_\_\_\_.

I am \_\_\_\_\_ years old.

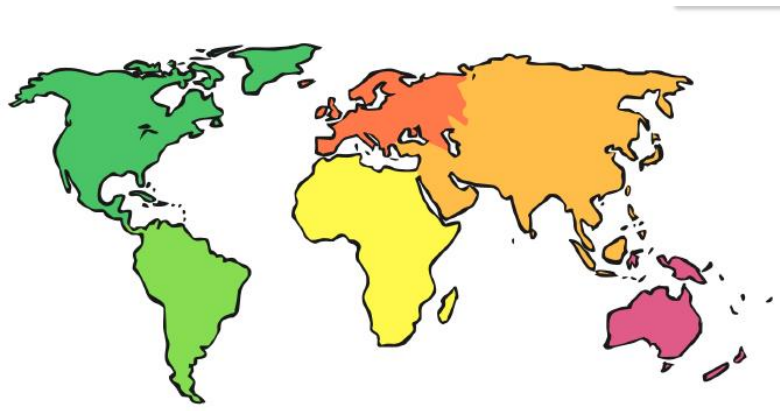
## Where I live

I used to live here:



It is called \_\_\_\_\_.

Now I live here:



It is called \_\_\_\_\_.


I can speak \_\_\_\_\_.

# My Family

Grandma  
Grandpa  
Mum  
Dad  
Brother  
Sister

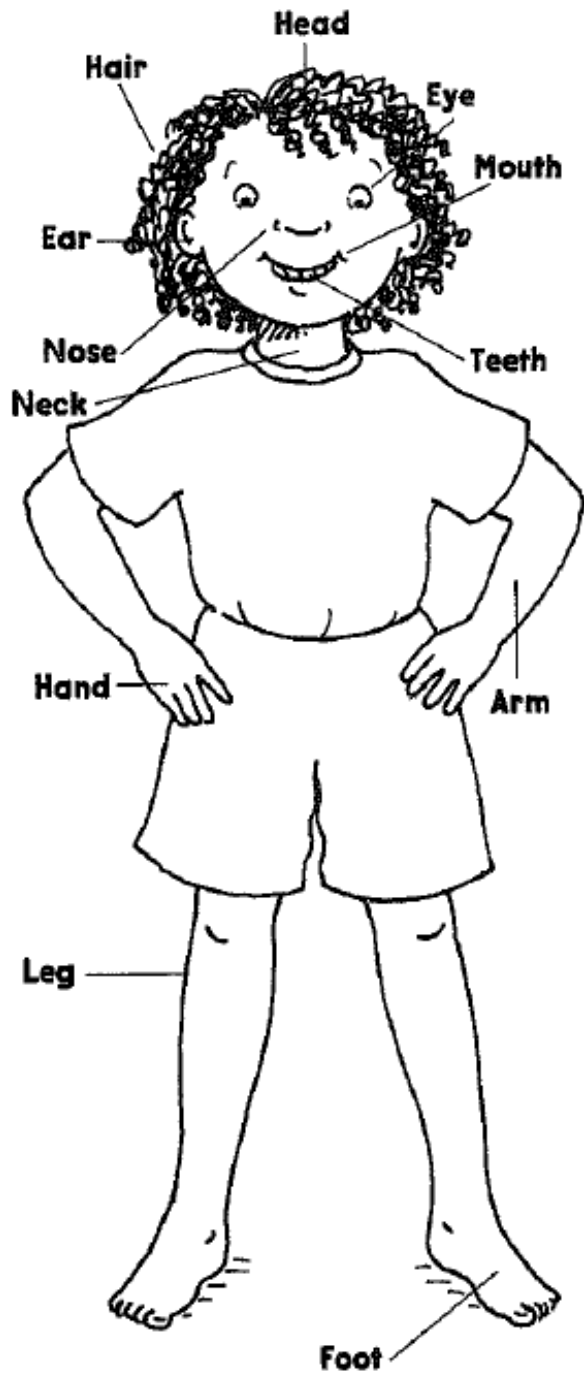


This is my family!



## Parts of the Body

Can you draw yourself and label your body parts? Can you label in your first language and English?



**Draw yourself.  
Copy the words.**


## My School Uniform

Cut out the clothing and sort into those items you can wear for school and those you can't. Label each item.





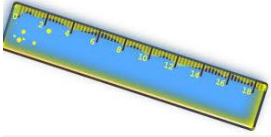





| Can wear for school  | Can not wear for school  |
|---|---|
|   |   |

## Classroom Treasure hunt!


Can you find each of these objects in your classroom? Put a  when you have found them. Can you remember the name? Use your word book to help.



| Object  |  |  | Name |
|---|--|---|------|
|    |  |   |      |
|    |  |   |      |
|   |  |   |      |
|  |  |   |      |
|  |  |   |      |
|  |  |   |      |
|  |  |   |      |



## Around the School Treasure hunt!

Can you find each of these objects in your classroom? Put a  when you have found them.


 when



Place



Colours and Shapes



◇ : black

△ : yellow

○ : purple

☾ : pink

□ : blue

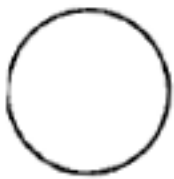
□ : green

☆ : orange

⊂ : brown

○ : red

## Colours and Shapes



circle




square




triangle




diamond



rectangle



oval



**Color the circles red.**  
**Color the squares blue.**  
**Color the triangles green.**  
**Color the diamonds orange.**  
**Color the rectangles purple.**  
**Color the ovals yellow.**

# Shapes

## 2D Shapes Food Sorting

Cut and paste the food into the correct box below.

Square

Triangle

Circle



# The Alphabet

Can you fill in the missing letters?




|   |   |
|---|---|
| A | a |
|   |   |
|   | c |
| D | d |
| E |   |
| F | f |
|   | g |
| H | h |
| I |   |
| J | j |
|   | k |
| L | l |
| M | m |
| N |   |
| O | o |
|   | p |
|   | q |
| R |   |
| S | s |
|   | t |
| U | u |
|   |   |
|   | w |
| X | x |
| Y | y |
|   | z |

## The Alphabet

Write your name \_\_\_\_\_.


Colour the letters of the alphabet that are in your name.



# The Alphabet

Use the alphabet arc to help you join the dots.

Can you label the picture?



It is a \_\_\_\_\_.

## Numbers










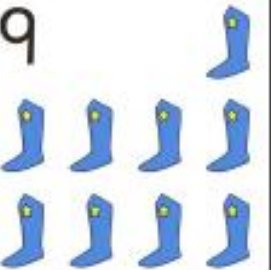
Can you fill in the missing numbers?

|    |             |
|----|-------------|
| 1  | one         |
| 2  | two         |
| 3  |             |
|    | four        |
| 5  | five        |
| 6  |             |
| 7  |             |
|    | eight       |
|    | nine        |
|    | ten         |
| 11 | eleven      |
| 12 | twelve      |
| 13 |             |
|    | fourteen    |
| 15 | fifteen     |
| 16 | sixteen     |
|    | seventeen   |
| 18 | eighteen    |
| 19 | nineteen    |
| 20 | twenty      |
| 30 |             |
|    |             |
| 40 | forty       |
|    |             |
| 50 | fifty       |
|    |             |
|    | sixty       |
|    |             |
| 70 | seventy     |
|    |             |
| 80 |             |
|    |             |
| 90 | ninety      |
|    |             |
|    | one hundred |



## Ordering Numbers 1 - 10

Cut out the number cards and put them in order. Use a numberline if you need to.











|  |  |  |   |  |
|--|--|--|---|--|
| 10<br> | 5<br> | 2<br> | 6<br> | 8<br> |
| 3<br>  | 1<br> | 7<br> | 4<br> | 9<br> |

---

|  |  |  |  |  |
|--|--|--|--|--|
|  |  |  |  |  |
|  |  |  |  |  |

## Ordering Numbers 11 - 20

Cut out the number cards and put them in order. Use a numberline if you need to.

|  |   |   |  |   |
|--|---|---|--|---|
| 16<br> | 18<br> | 14<br> | 19<br> | 12<br> |
| 17<br> | 13<br> | 15<br> | 11<br> | 20<br> |



|  |  |  |  |  |
|--|--|--|--|--|
|  |  |  |  |  |
|  |  |  |  |  |

# Numbers and Number Words 1 - 10

## 1. Match them up!

Match the numbers and trace the words.

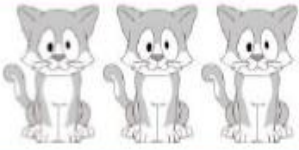






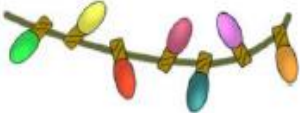


|   |       |       |    |
|---|-------|-------|----|
| 1 | four  | ten   | 6  |
| 2 | one   | seven | 7  |
| 3 | five  | nine  | 8  |
| 4 | three | six   | 9  |
| 5 | two   | eight | 10 |

## 2. What's the number?

Write the number under the pictures.

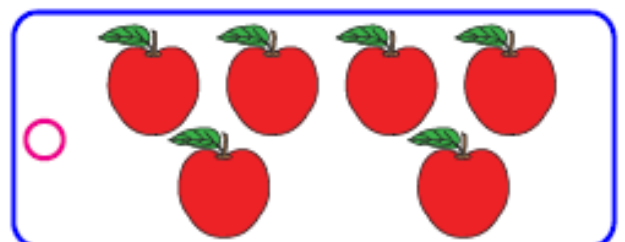
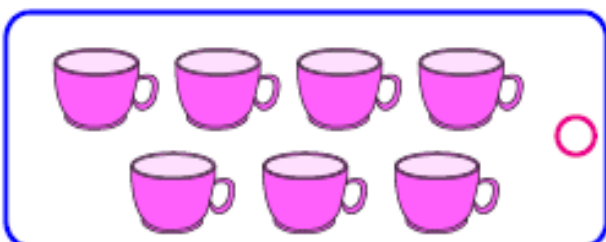
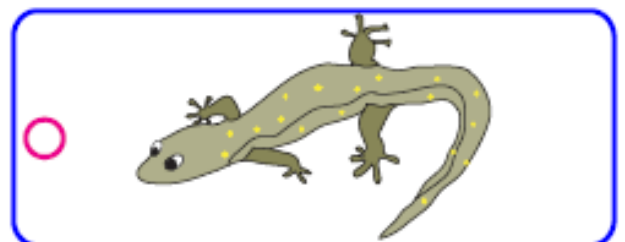
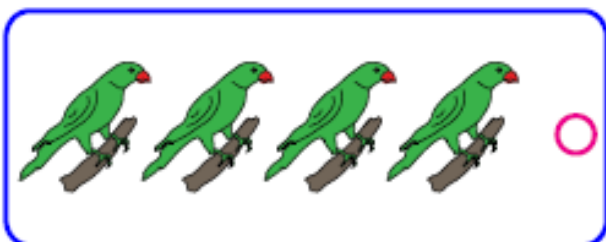
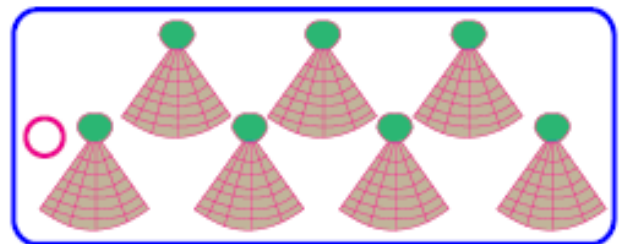







|   |   |  |   |
|---|---|--|---|
|   |  |  |  |
| three   |   |  |   |
|  |  |  |  |
|   |   |  |   |



## Counting Objects

Count the objects and then draw a line to match the sets which are the same.



Days of the week

Cut out the days of the week and put them in the correct order in the boxes below. The first day has been filled in.

|        |
|--------|
| Sunday |
|        |
|        |
|        |
|        |
|        |
|        |

Monday

Wednesday

Saturday

Friday

Tuesday

Thursday

## Collaborative Learning Project - Game Idea for Traditional Tales

### A SIMPLER VERSION BY Sarah Kemp

#### TEACHERS NOTES

**Audience for the game:**

It was designed to meet the needs of a P3 class of EAL children working with stage 1 of English.

**Purpose of the game:**

Some of the children had never heard of the fairytales common to other children in the class. This game was designed to help a small group of EAL children consolidate their knowledge of the fairytales I had read in class. The stories covered are: Goldilocks and The Three Bears, The Three Billy Goats Gruff, The Three Little Pigs and Little Red Riding Hood.

**How to use this game:**

Print off rules and game board in one colour. Print out playing cards in two different colours

#### FAIRYTALE 'THREE IN A ROW'

2 players

**YOU NEED:**

A white 'fairy tale three in a row board'

One set of red and blue playing cards

**HOW TO PLAY:**

Each player takes a set of cards (one red and one blue) Put the cards face down in front of you. Take it in turns to pick a card. Look at what fairy tale is written on it, try to find something on the board connected with that fairy tale (it may be a character, setting or words from the story). Once you have found something, put your card down on that space.

The first person to get three of their cards in a row wins.

# Fairy Tale Three in a Row



|                                  |                   |                            |                            |
|----------------------------------|-------------------|----------------------------|----------------------------|
| a wolf                           | a brick house     | "I'll huff and I'll puff!" | three goats                |
| a bridge                         | basket of food    | grandma                    | a naughty girl             |
| "Who's been eating my porridge?" | a comfortable bed | trip trap                  | a wooden house             |
| a red cape                       | a troll           | wolf                       | grass                      |
| three bears                      | a straw house     | a little chair             | "What big teeth you have." |



These are the cards with pictures for the connect four game. You can keep them this size so that they are smaller than the game board. They are printed on card in two colours and will last longer if laminated.



Little Red Riding Hood




Three Little Pigs



The Gingerbread Man



Three Billy Goats Gruff



The Three Bears



Little Red Riding Hood



Little Red Riding Hood



Three Little Pigs



The Gingerbread Man



Three Billy Goats Gruff



The Three Bears



The Three Bears



Little Red Riding Hood



Three Little Pigs



The Gingerbread Man



Three Billy Goats Gruff



The Three Bears



Three Billy Goats Gruff



Little Red Riding Hood



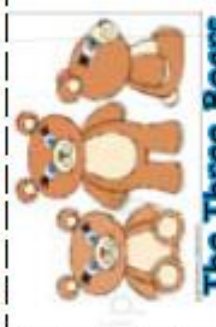
Three Little Pigs



The Gingerbread Man



Three Billy Goats Gruff



The Three Bears



The Gingerbread Man



Little Red Riding Hood



Three Little Pigs



The Gingerbread Man



Three Billy Goats Gruff

































The Three Bears



Three Little Pigs

These are the cards with pictures for the connect four game. You can keep them this size so that they are smaller than the game board. They need to be printed on card in two colours and laminated.

|  |   |   |  |   |   |
|--|---|---|--|---|---|
| <br><b>Little Red Riding Hood</b>   | <br><b>Three Little Pigs</b>   | <br><b>The Gingerbread Man</b>   | <br><b>Three Billy Goats Gruff</b>   | <br><b>The Three Bears</b>   | <br><b>Little Red Riding Hood</b>  |
| <br><b>Little Red Riding Hood</b>   | <br><b>Three Little Pigs</b>   | <br><b>The Gingerbread Man</b>   | <br><b>Three Billy Goats Gruff</b>   | <br><b>The Three Bears</b>   | <br><b>The Three Bears</b>         |
| <br><b>Little Red Riding Hood</b>   | <br><b>Three Little Pigs</b>   | <br><b>The Gingerbread Man</b>   | <br><b>Three Billy Goats Gruff</b>   | <br><b>The Three Bears</b>   | <br><b>Three Billy Goats Gruff</b> |
| <br><b>Little Red Riding Hood</b>  | <br><b>Three Little Pigs</b>  | <br><b>The Gingerbread Man</b>  | <br><b>Three Billy Goats Gruff</b>  | <br><b>The Three Bears</b>  | <br><b>The Gingerbread Man</b>    |
| <br><b>Little Red Riding Hood</b> | <br><b>Three Little Pigs</b> | <br><b>The Gingerbread Man</b> | <br><b>Three Billy Goats Gruff</b> | <br><b>The Three Bears</b> | <br><b>Three Little Pigs</b>     |

