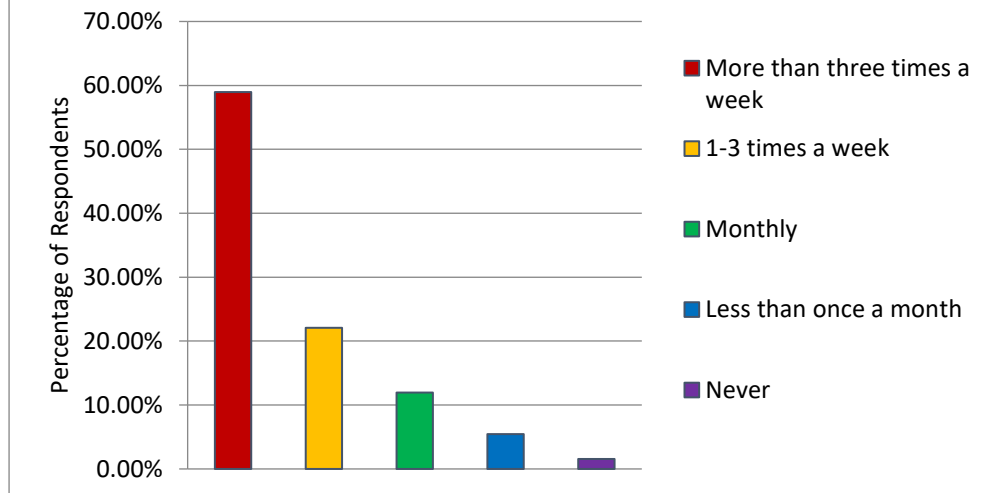


# **LCWIP Linthorpe Road Consultation Findings**

Question 2

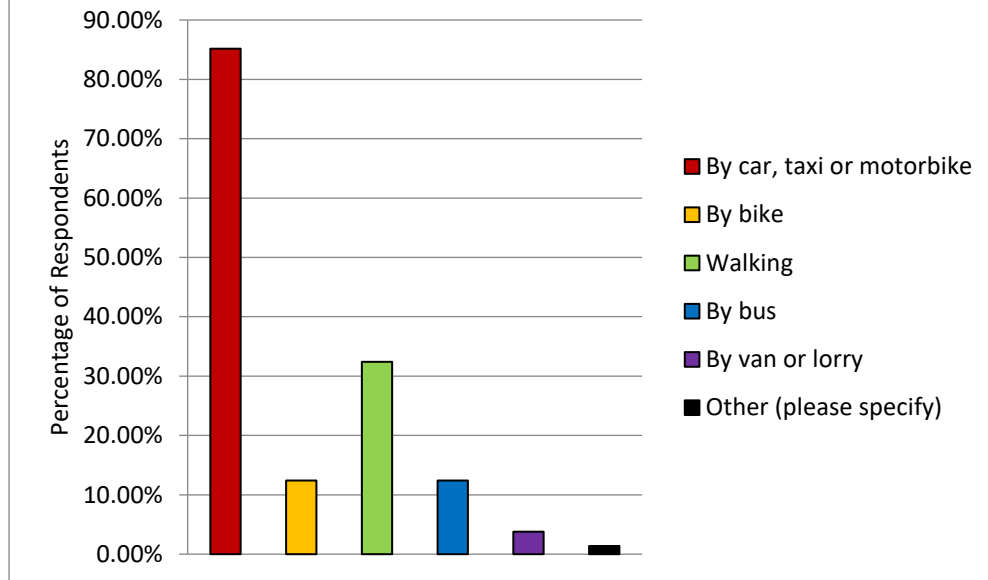
Q2. Typically, Covid-19 travel restrictions aside, how often do you use/visit Linthorpe Road? Please tick the box that most closely applies.



Answer Choices	Responses	
More than three times a week	58.96%	227
1-3 times a week	22.08%	85
Monthly	11.95%	46
Less than once a month	5.45%	21
Never	1.56%	6

Question 3

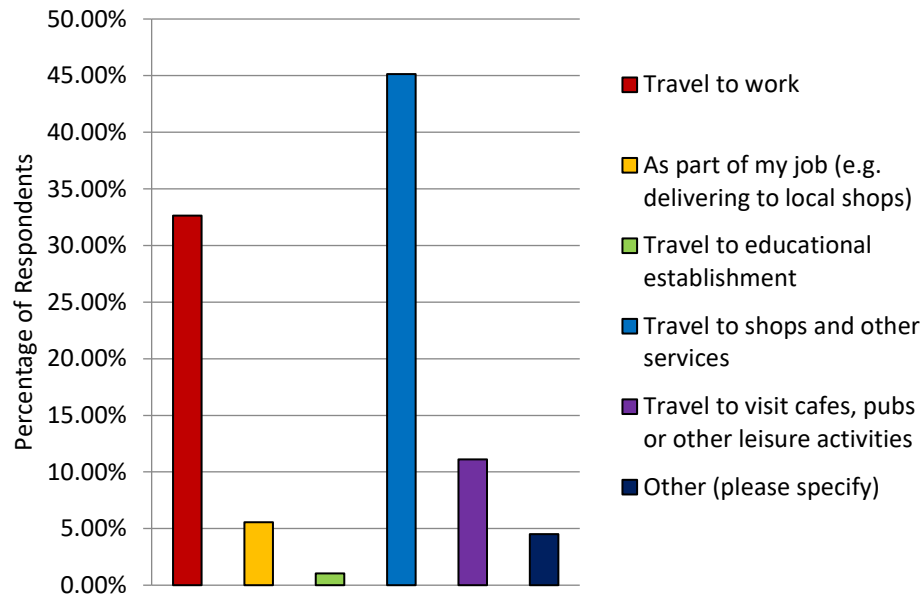
Q3. Covid-19 travel restrictions aside, how do you travel on this route? Please tick all that apply.



Answer Choices	Responses	
By car, taxi or motorbike	85.17%	247
By bike	12.41%	36
Walking	32.41%	94
By bus	12.41%	36
By van or lorry	3.79%	11
Other (please specify)	1.38%	4

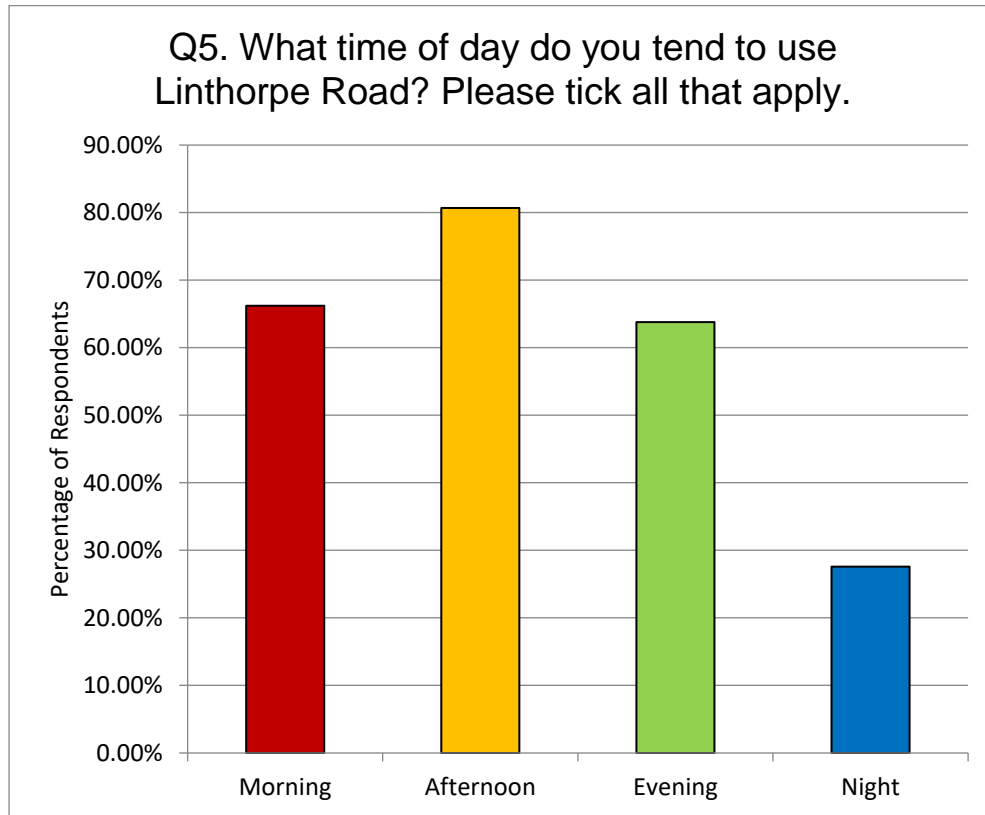
Question 4

Q4. Covid-19 travel restrictions aside, what is your most common journey purpose on Linthorpe Road? Please tick one box.



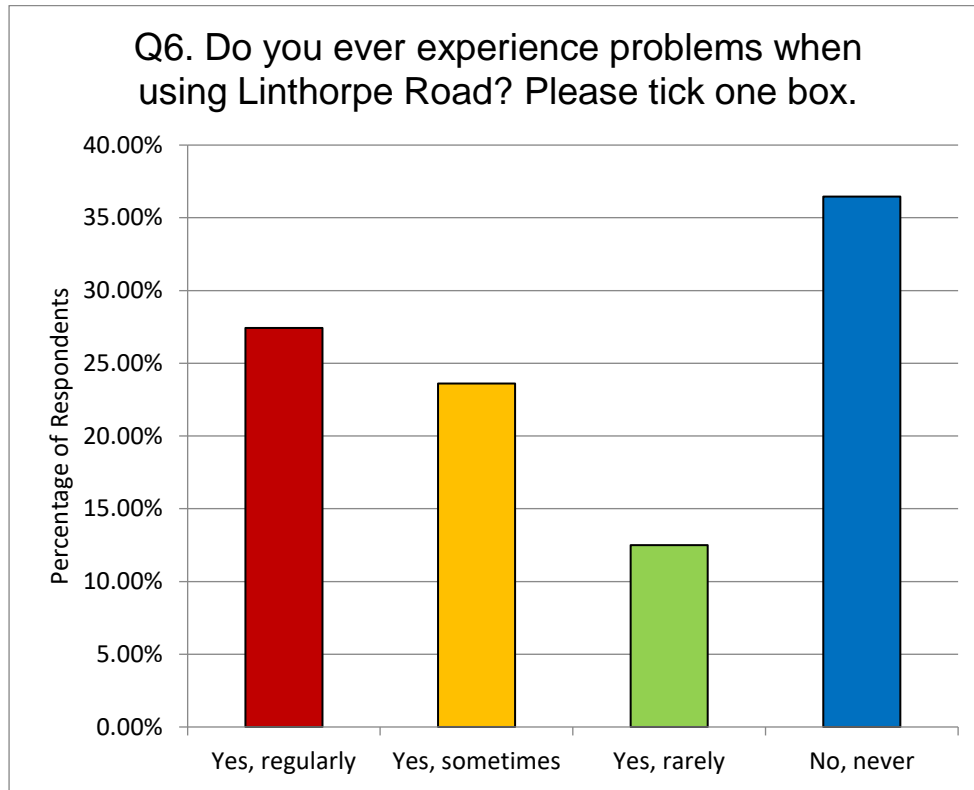
Answer Choices	Responses	
Travel to work	32.64%	94
As part of my job (e.g. delivering to local shops)	5.56%	16
Travel to educational establishment	1.04%	3
Travel to shops and other services	45.14%	130
Travel to visit cafes, pubs or other leisure activities	11.11%	32
Other (please specify)	4.51%	13

Question 5



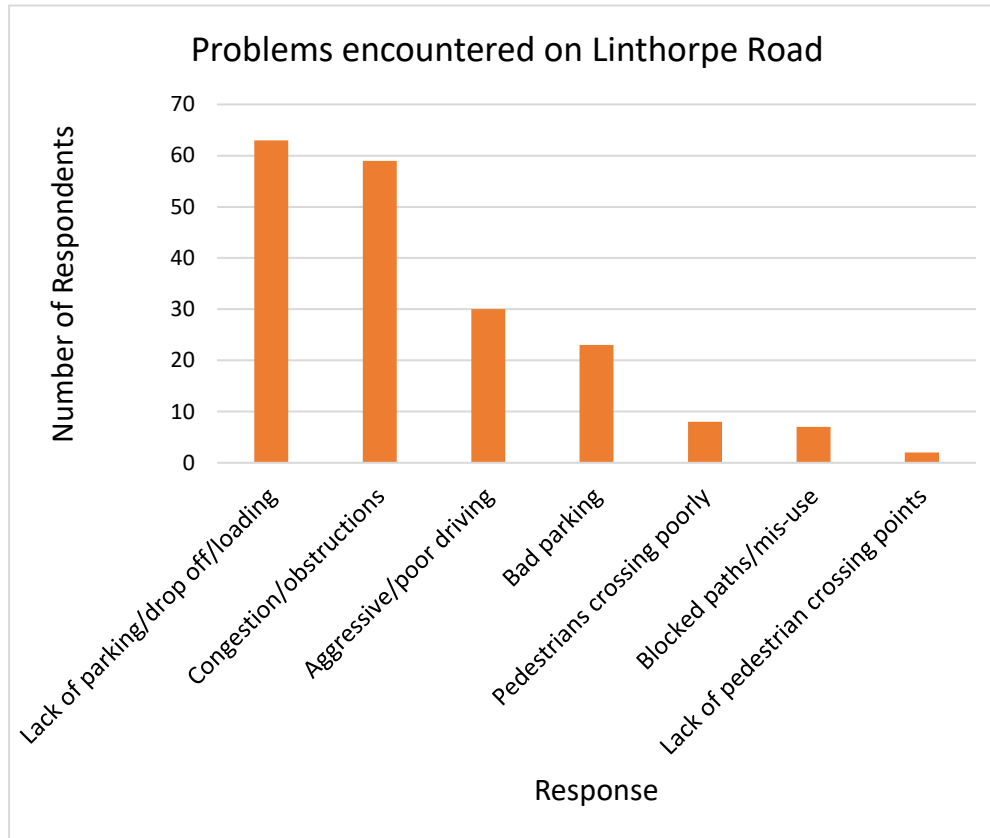
Answer Choices	Responses	
Morning	66.21%	192
Afternoon	80.69%	234
Evening	63.79%	185
Night	27.59%	80

Question 6



Answer Choices	Responses	
Yes, regularly	27.43%	79
Yes, sometimes	23.61%	68
Yes, rarely	12.50%	36
No, never	36.46%	105

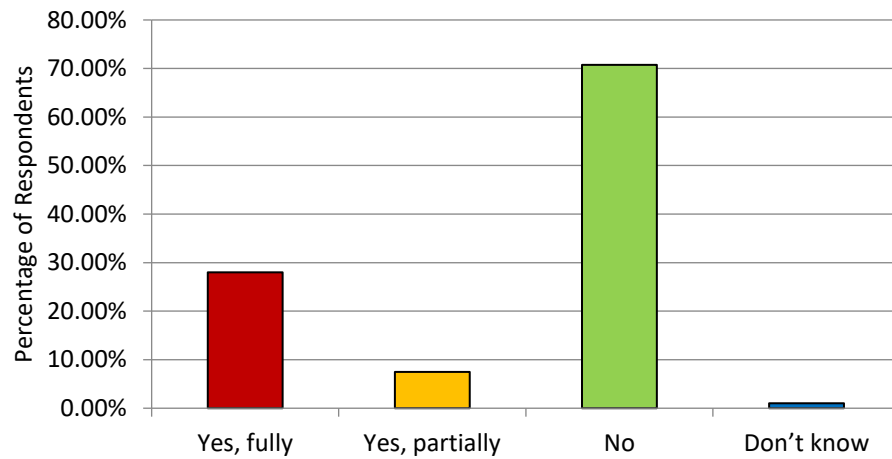
Question 6 - Free Text Responses



Problems encountered on Linthorpe Road	No.	% of total
Lack of parking/drop off/loading	63	33
Congestion/obstructions	59	31
Aggressive/poor driving	30	16
Bad parking	23	12
Pedestrians crossing poorly	8	4
Blocked paths/mis-use	7	4
Lack of pedestrian crossing points	2	1
<b>Total</b>	<b>192</b>	<b>100</b>

Question 7

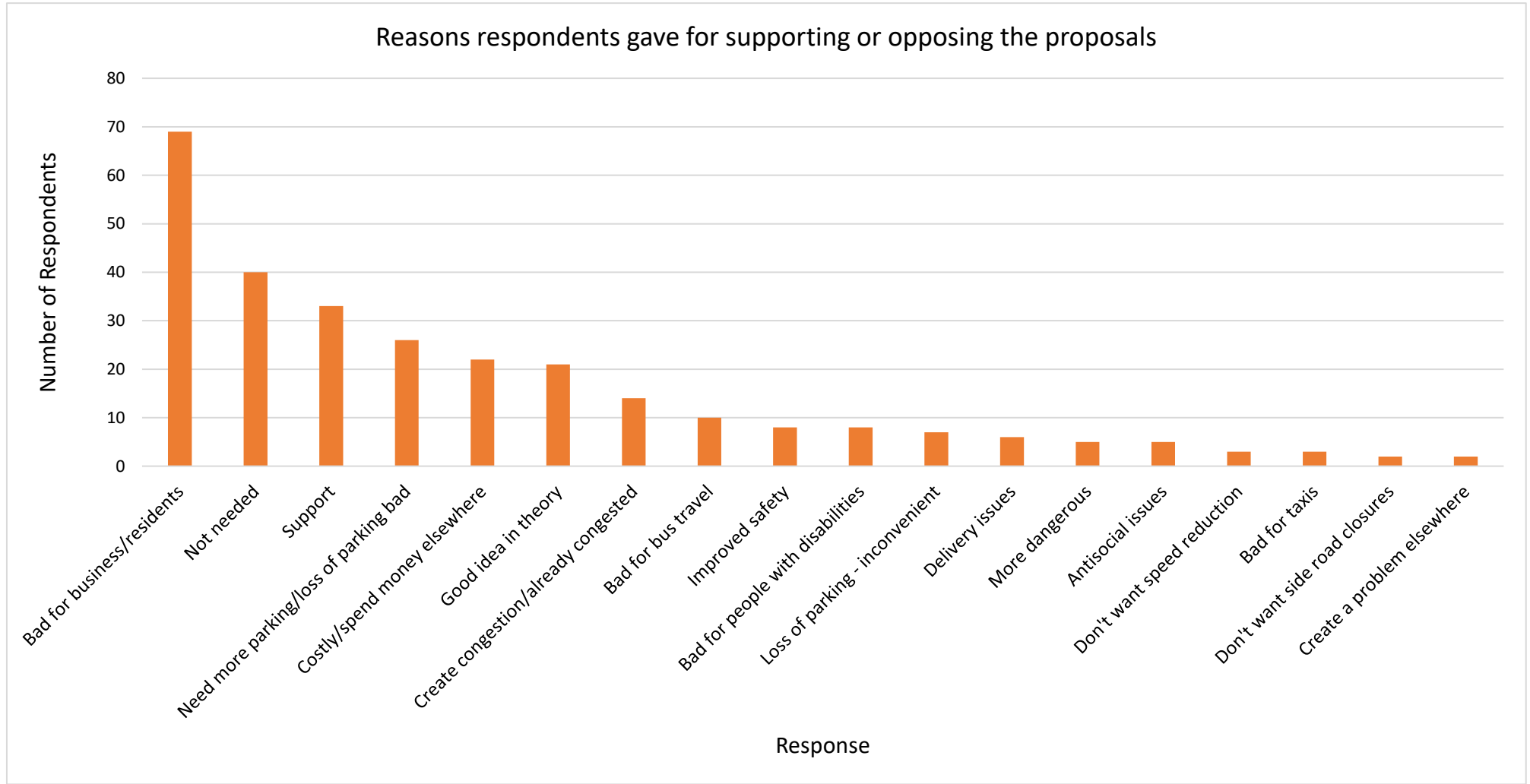
Q7. Do you support the proposals for improvements to Linthorpe Road? Please tick one box and please give a reason for your answer.



Answer Choices	Responses	
Yes, fully	28.00%	61
Yes, partially	7.48%	22
No	70.75%	208
Don't know	1.02%	3

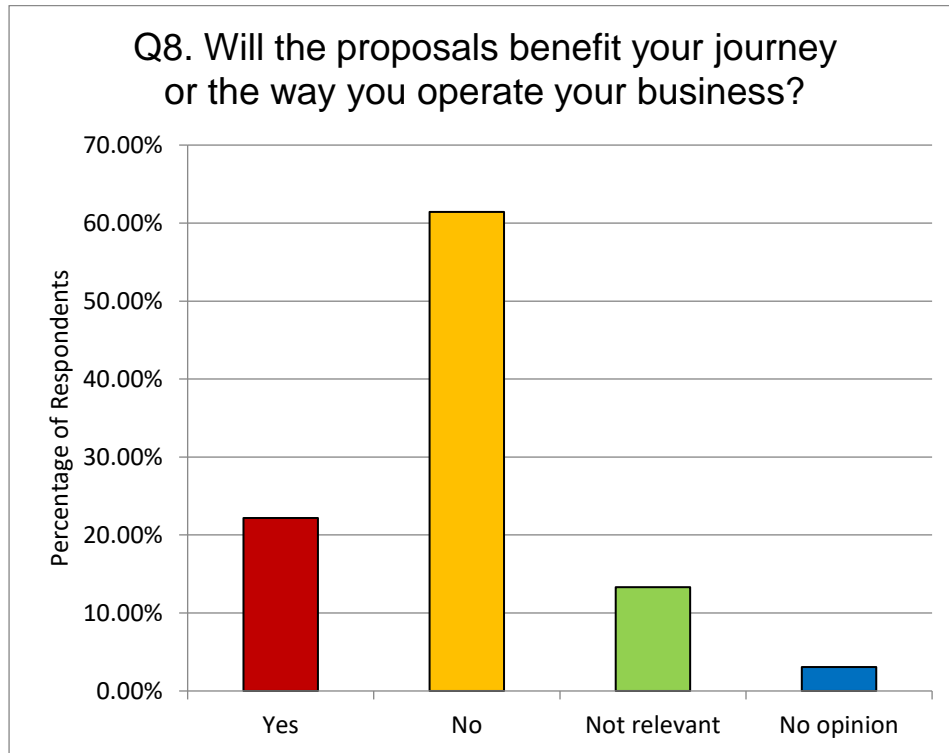


Question 7 - Free Text Responses



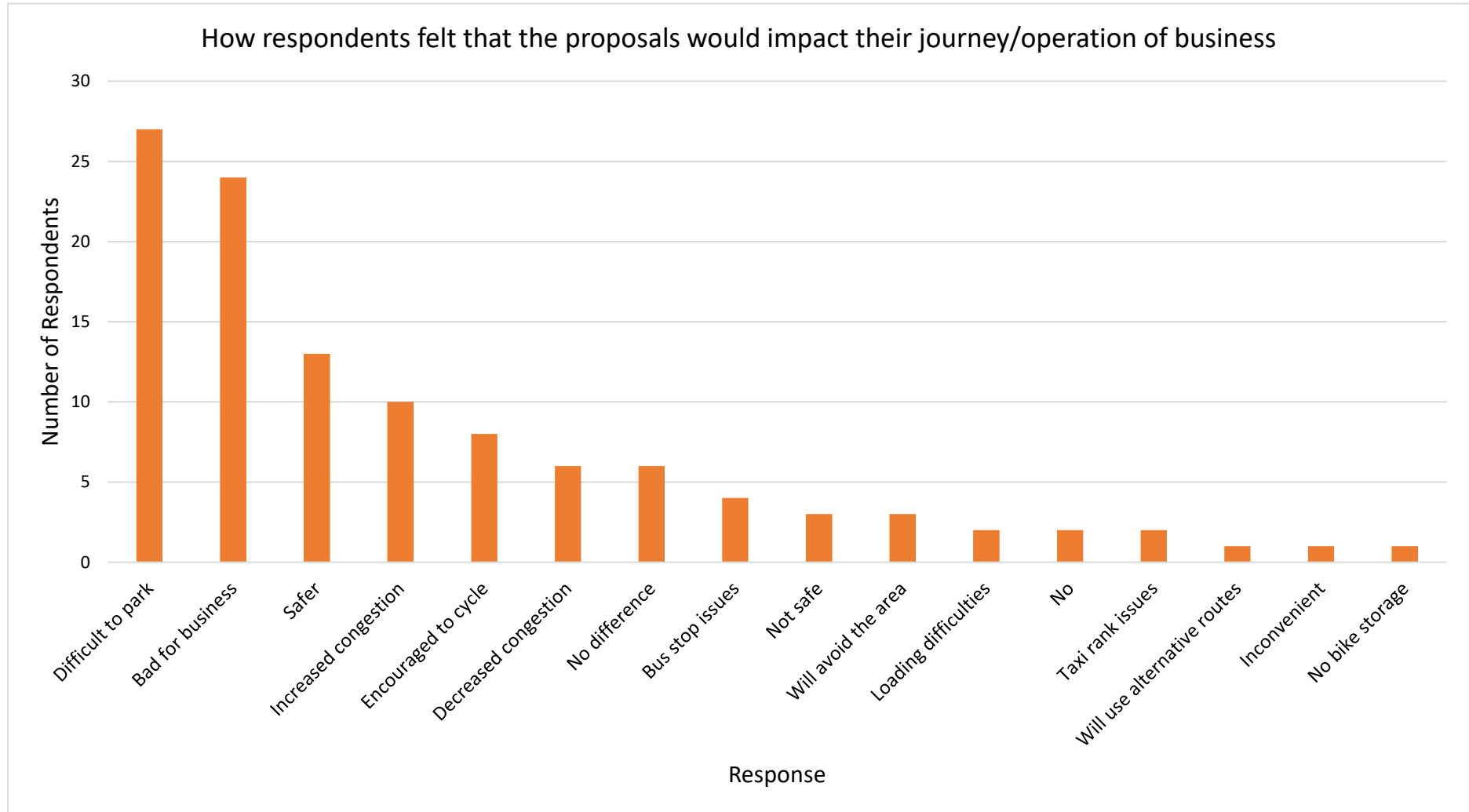
Reasons for supporting/opposing	Number of respondents	% of total reasons
Bad for business/residents	69	24
Not needed	40	14
Support	33	12
Need more parking/loss of parking bad	26	9
Costly/spend money elsewhere	22	8
Good idea in theory	21	7
Create congestion/already congested	14	5
Bad for bus travel	10	4
Improved safety	8	3
Bad for people with disabilities	8	3
Loss of parking - inconvenient	7	2
Delivery issues	6	2
More dangerous	5	2
Antisocial issues	5	2
Don't want speed reduction	3	1
Bad for taxis	3	1
Don't want side road closures	2	1
Create a problem elsewhere	2	1
Total	284	

Question 8



Answer Choices	Responses	
Yes	22.18%	65
No	61.43%	180
Not relevant	13.31%	39
No opinion	3.07%	9

Question 8 - Free Text Responses



How the proposals will impact journey/operation of business	Number of respondents	% of total responses
Difficult to park	27	24
Bad for business	24	21
Safer	13	12
Increased congestion	10	9
Encouraged to cycle	8	7
Decreased congestion	6	5
No difference	6	5
Bus stop issues	4	4
Not safe	3	3
Will avoid the area	3	3
Loading difficulties	2	2
No	2	2
Taxi rank issues	2	2
Will use alternative routes	1	1
Inconvenient	1	1
No bike storage	1	1
Total	113	

Question 9

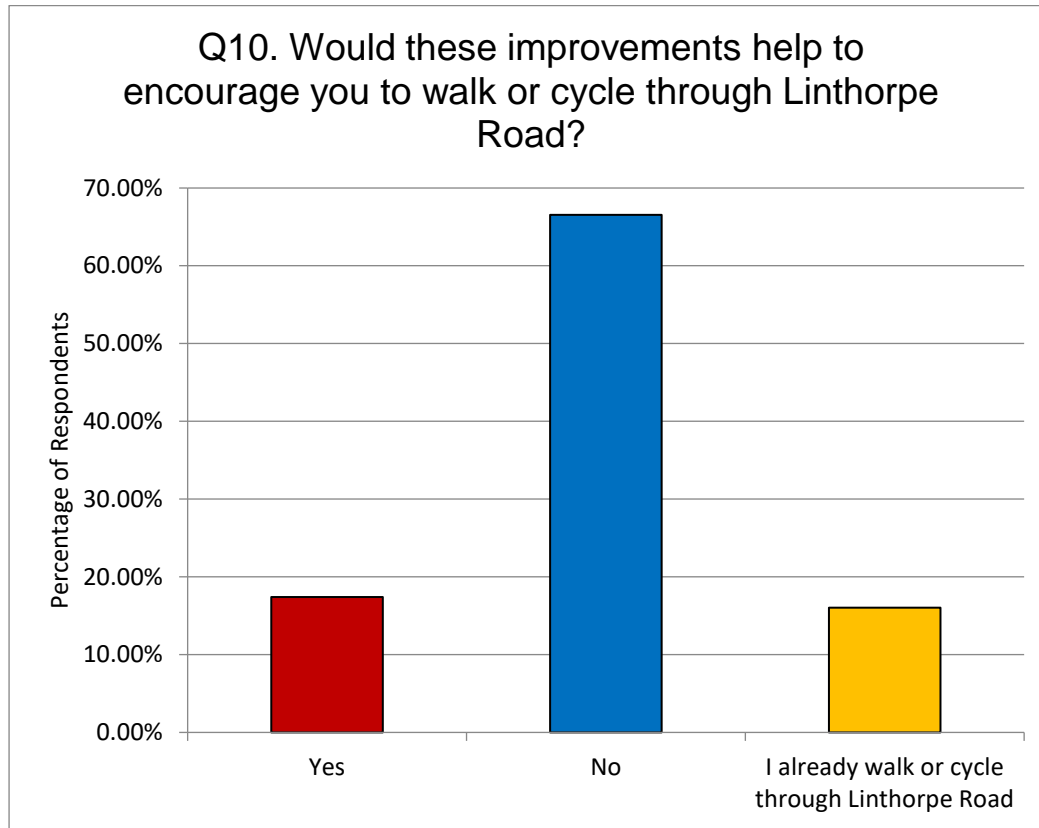
**Q9. Please give any safety concerns you may have about this scheme**

Answer Choices	Responses	
None	51.70%	91
No opinion	48.30%	85
If you have concerns, please provide details		126

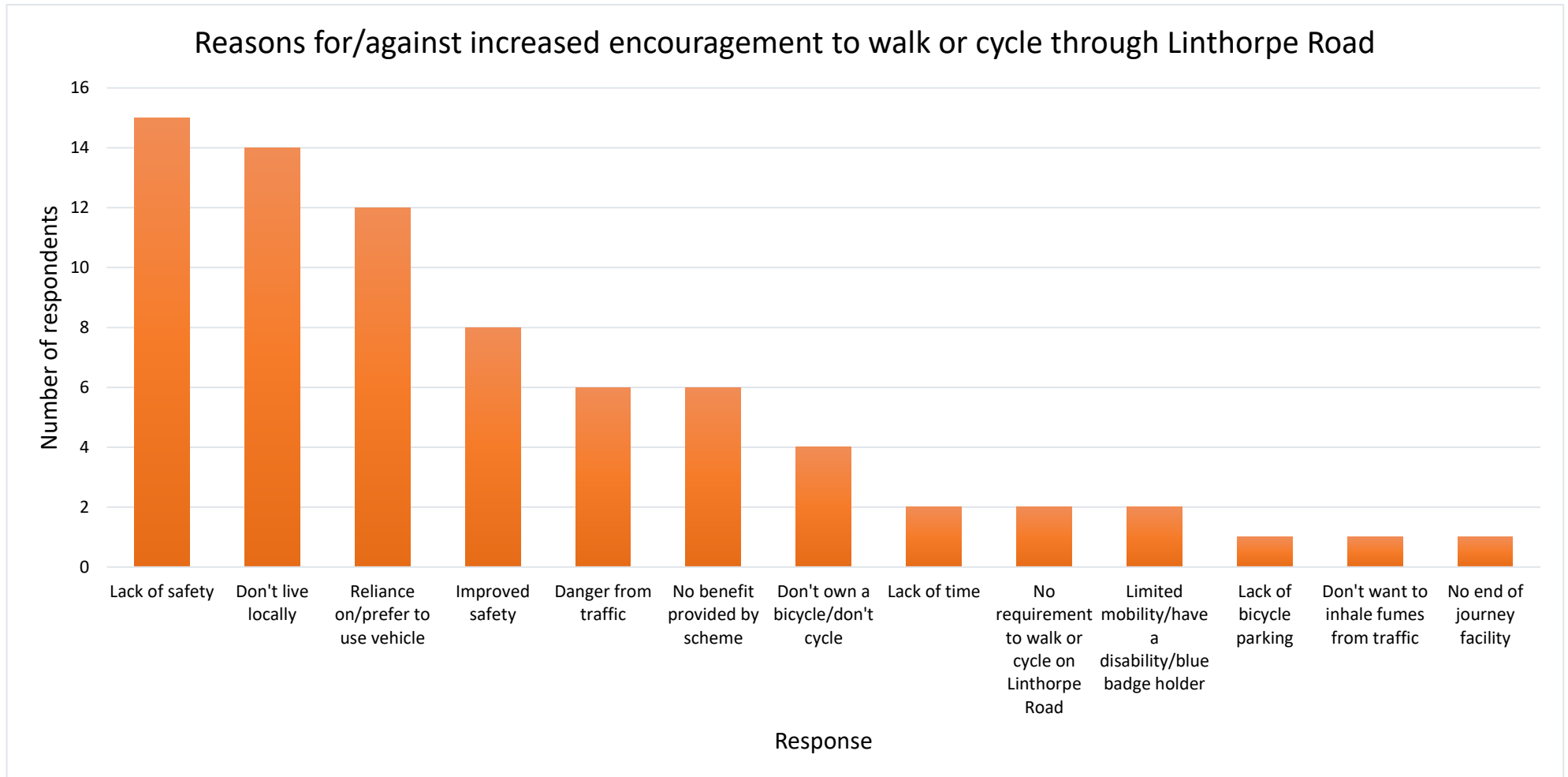
Safety Concerns	Number of respondents	% of total safety concerns
Danger of accidents e.g. due to busy road/ lack of segregation	37	30
Bad for Businesses e.g. due to lack of parking	15	12
Vehicles stopping in the middle of the road/taking inconvenient routes	12	10
Cyclists not using cycle lanes/lack of discipline	10	8
Travelling further/to unsafe areas to reach vehicle	9	7
Narrow road	7	6
Accessibility for people with disabilities and older people	6	5
Emergency vehicle access	4	3
Antisocial behaviour	4	3
Car users parking in the cycle lane	3	2
Speeding cars	3	2
Layout of junctions/visibility	3	2
Doors opening onto cyclists	3	2
Bike parking	2	2
Emissions	2	2
Potholes	2	2
Safety of children	1	1
Total	123	

Question 10



Answer Choices	Responses	
Yes	17.41%	51
No	66.55%	195
I already walk or cycle through Linthorpe Road	16.04%	47

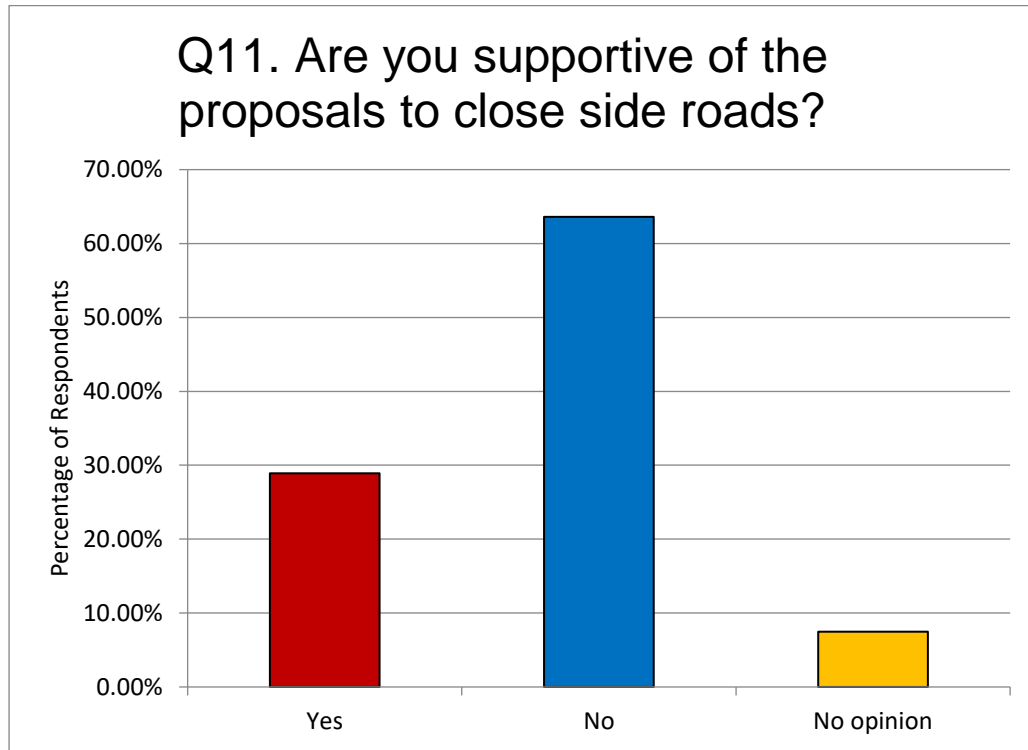
Question 10 – Free Text Responses





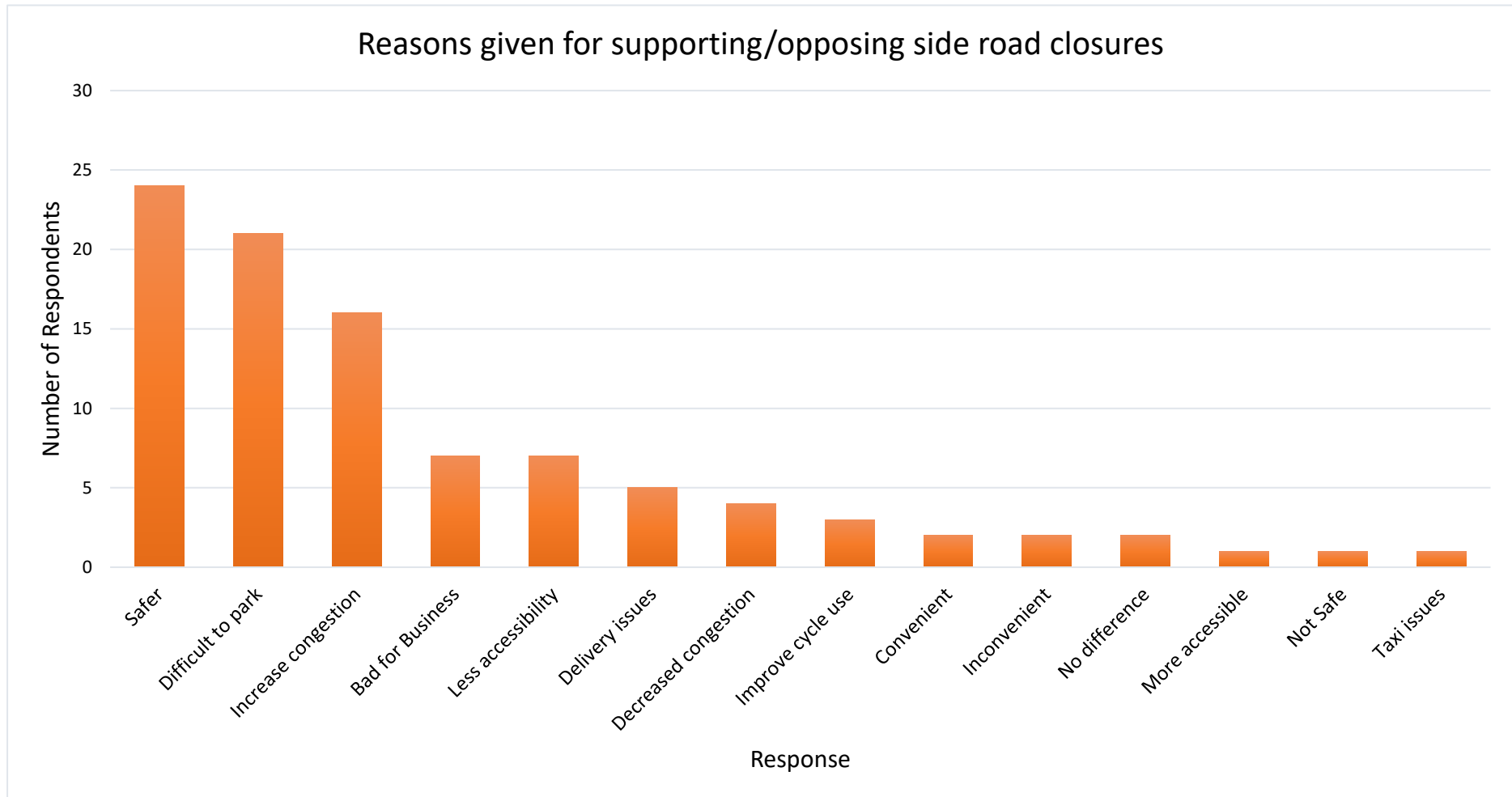
Reasons for/against increased encouragement to walk or cycle through Linthorpe Road	Number of respondents	% of total reasons
Lack of safety	15	20
Don't live locally	14	19
Reliance on/prefer to use vehicle	12	16
Improved safety	8	11
Danger from traffic	6	8
No benefit provided by scheme	6	8
Don't own a bicycle/don't cycle	4	5
Lack of time	2	3
No requirement to walk or cycle on Linthorpe Road	2	3
Limited mobility/have a disability/blue badge holder	2	3
Lack of bicycle parking	1	1
Don't want to inhale fumes from traffic	1	1
No end of journey facility	1	1
Total	74	

Question 11



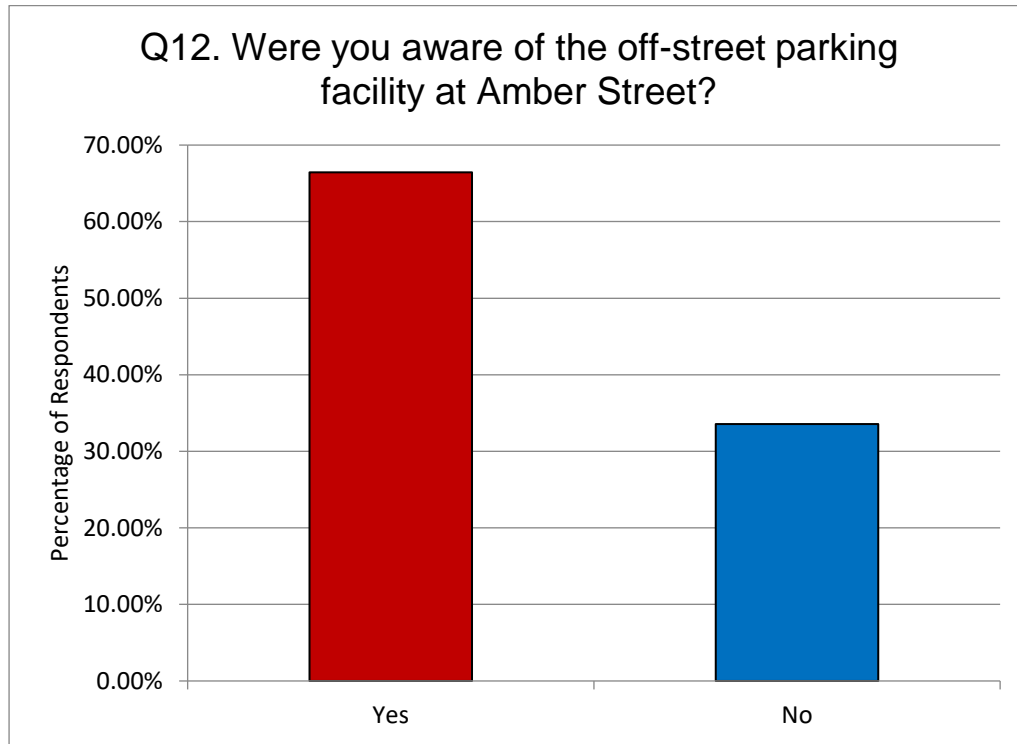
Answer Choices	Responses	
	Percentage	Count
Yes	28.91%	85
No	63.61%	187
No opinion	7.48%	22

Question 11 - Free Text Responses



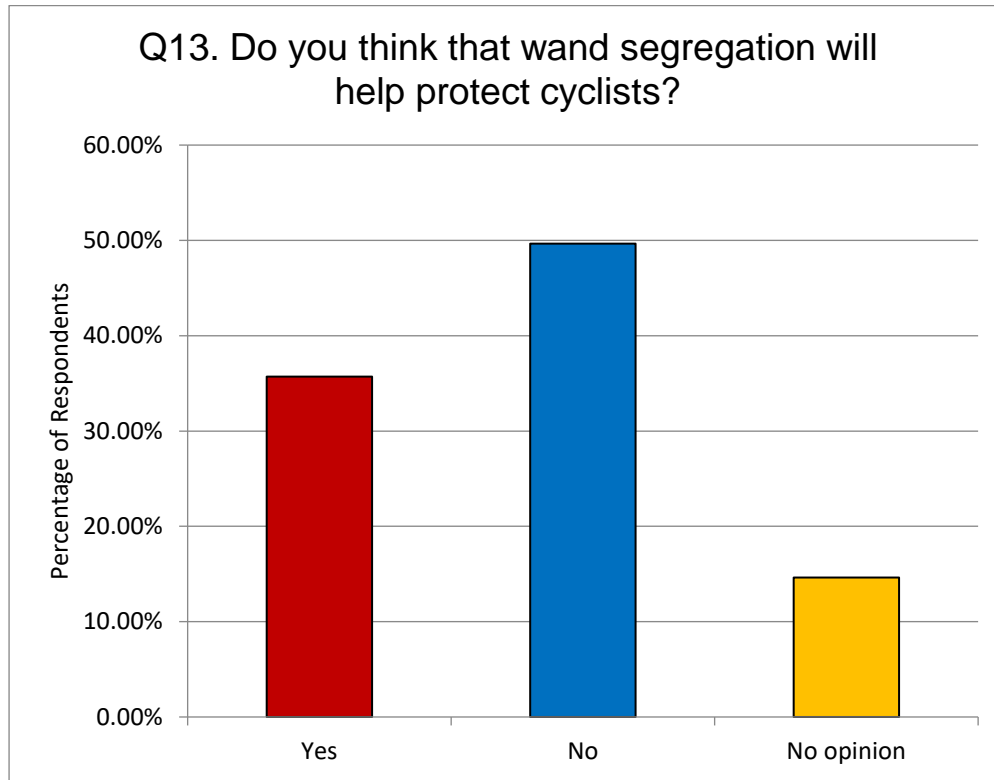
Reasons given for supporting/opposing side road closures	Number of respondents	% of total reasons
Safer	24	25
Difficult to park	21	22
Increase congestion	16	17
Bad for Business	7	7
Less accessibility	7	7
Delivery issues	5	5
Decreased congestion	4	4
Improve cycle use	3	3
Convenient	2	2
Inconvenient	2	2
No difference	2	2
More accessible	1	1
Not Safe	1	1
Taxi issues	1	1
Total	96	

Question 12



Answer Choices	Responses	
Yes	66.44%	194
No	33.56%	98

Question 13

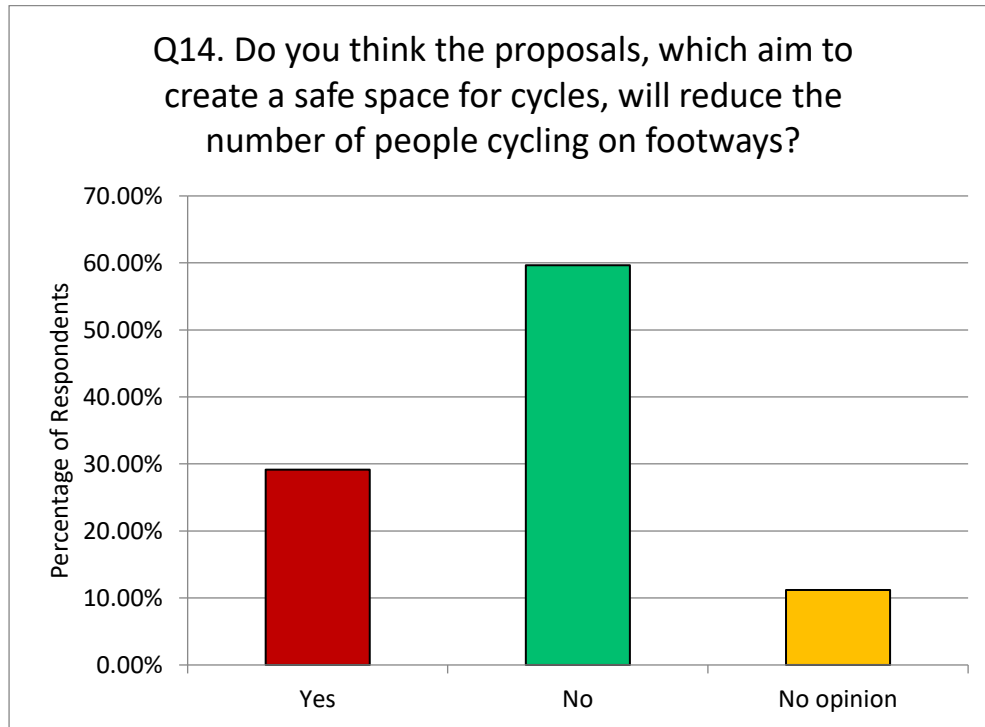


Answer Choices	Responses	
Yes	35.71%	105
No	49.66%	146
No opinion	14.63%	43

Question 13 - Free Text Responses

Response	Number of respondents	% of total responses
Won't be used properly/cyclists will use road/pavements	17	18
Yes/offers protection/safety	13	14
Needs to be a physical segregation/strong barrier/separate path	11	12
Will be knocked down/vandalised	7	8
Dangerous/could damage vehicle	6	6
Cars may park on kerbs/cycle lanes	6	6
Raised kerbs would be better	5	5
Unnecessary	4	4
Will cause/won't prevent accidents	4	4
Depends on placement	4	4
Negative impact on businesses	3	3
At expense of vehicles	2	2
Wands will be hit by vehicles	2	2
Needs to stretch the full length	2	2
Waste of money	2	2
Wands may become a hazard	2	2
If used	1	1
Will cause traffic congestion	1	1
Cars may block start/finish points	1	1
Total	93	

Question 14



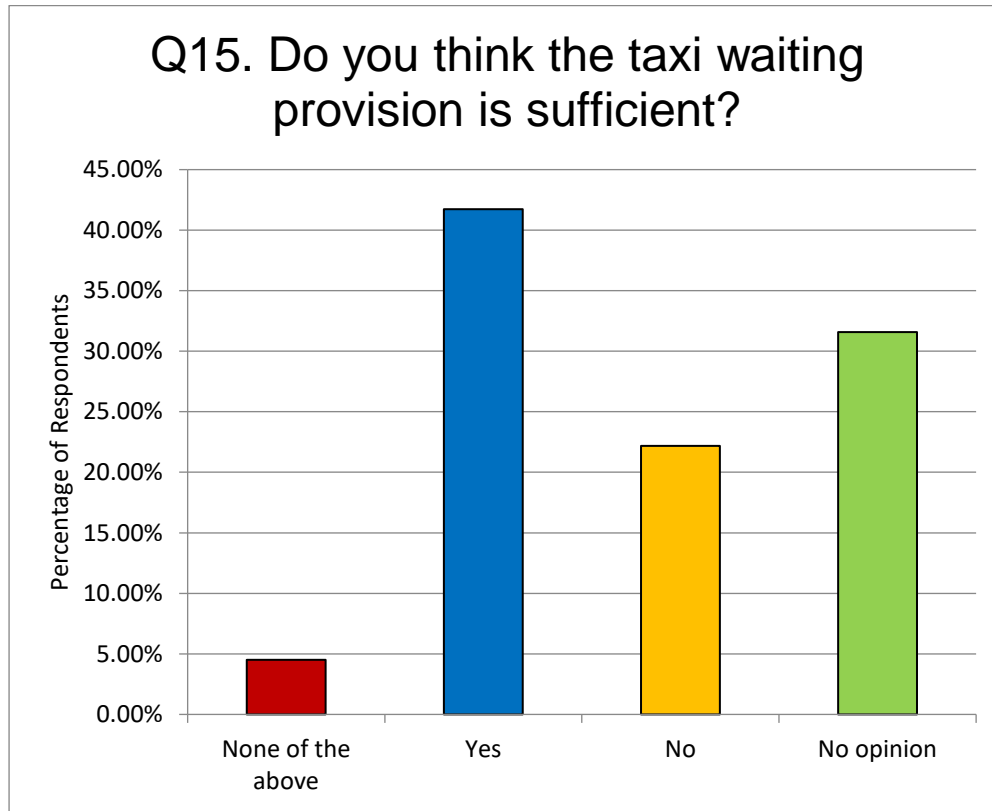
Answer Choices	Responses	
Yes	29.15%	86
No	59.66%	176
No opinion	11.19%	33



Question 14 - Free Text Responses

Reason for believing that cycleways will/will not reduce cycling on footways	Number of respondents	% of total reasons
Cyclists will still use footpath/middle of road	51	50
Yes/cyclists will be safer	11	11
Rare to see cyclists using footpaths/not an issue	9	9
There is not many cyclists on Linthorpe Road	8	8
Should be enforced	6	6
Hopefully	5	5
Road will become busier with a cycle lane/still too dangerous	2	2
Wands must be maintained	1	1
Cycle route should be in town centre	1	1
Bigger problem in the town centre	1	1
Cycle paths will make journey quicker	1	1
Cycleway must be continuous	1	1
West side pavement too narrow for cycling	1	1
Physical segregation would be better	1	1
Waste of money	1	1
Negative impact on businesses	1	1
Total	101	

Question 15



Answer Choices	Responses	
None of the above	4.51%	12
Yes	41.73%	111
No	22.18%	59
No opinion	31.58%	84

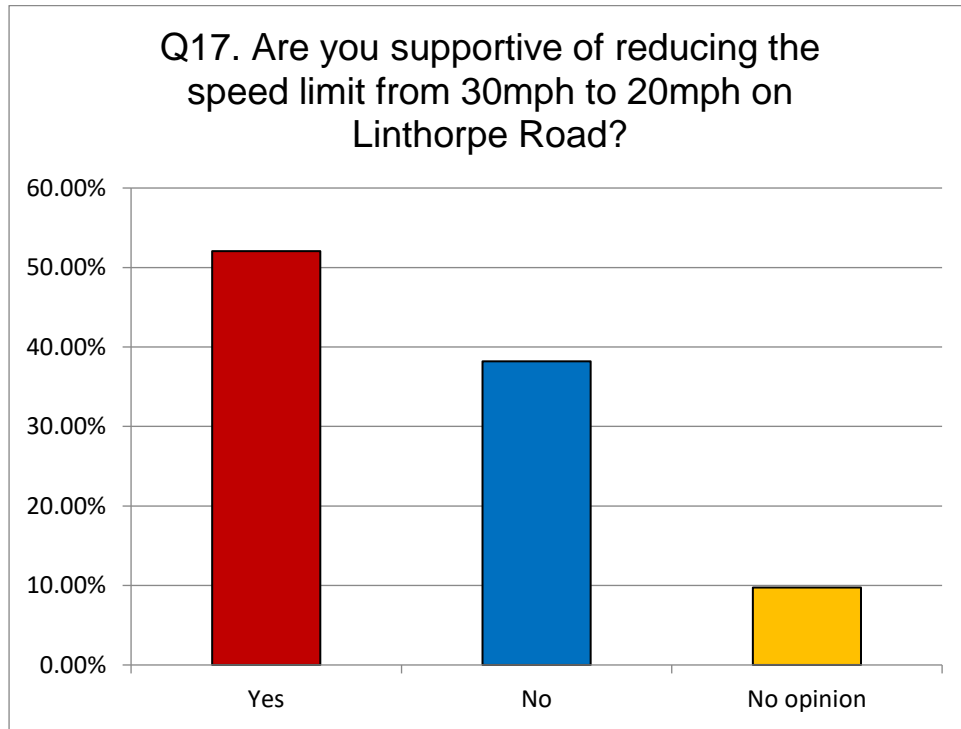
Question 15 - Free Text Responses

Reasons for believing that the taxi waiting provision is/is not sufficient	Number of respondents	% of total reasons
Needs more provision	10	24
Sufficient provision	5	12
Concern for private hire vehicle provision	3	7
Taxis have nowhere to stop if called down	2	5
Not needed	2	5
Should consult taxi drivers/passengers	2	5
Taxis will still stop in the road	2	5
No requirement for new rank	2	5
Don't agree with/remove Borough Road rank	2	5
Shouldn't be on main carriageway/near junction	2	5
Taxis will not use facilities/will park elsewhere	1	2
Space must be marked and utilised correctly	1	2
Too focused towards 'town centre side'	1	2
Not safe	1	2
Too many taxi ranks in Middlesbrough	1	2
Taxi rank must not impinge on new cycleway	1	2
Not enough space	1	2
Proposed rank will restrict road width	1	2
Current northern rank is not well used	1	2
Total	41	

Question 16 **Where would you like to see additional cycle parking on Linthorpe Road?**

Response	Number of responses	% of total responses
None/Nowhere/Not needed	68	42
Town centre	19	12
University	14	9
Linthorpe road	9	6
Anywhere	8	5
Side roads	8	5
Albert park	7	4
Shopping centres	3	2
Bottom floor of car parks	3	2
Southfield road	2	1
Middlesbrough college	2	1
Walton street	2	1
Linthorpe village	2	1
Grange road	2	1
Rail and bus stations	2	1
Old post office building	1	1
Markets	1	1
Old crown	1	1
Baker street	1	1
Middlesbrough council offices	1	1
Granville road	1	1
All junction areas	1	1
Journey end locations	1	1
Chipchase road	1	1
Amber street	1	1
Borough road	1	1
King Edward's square	1	1

Question 17

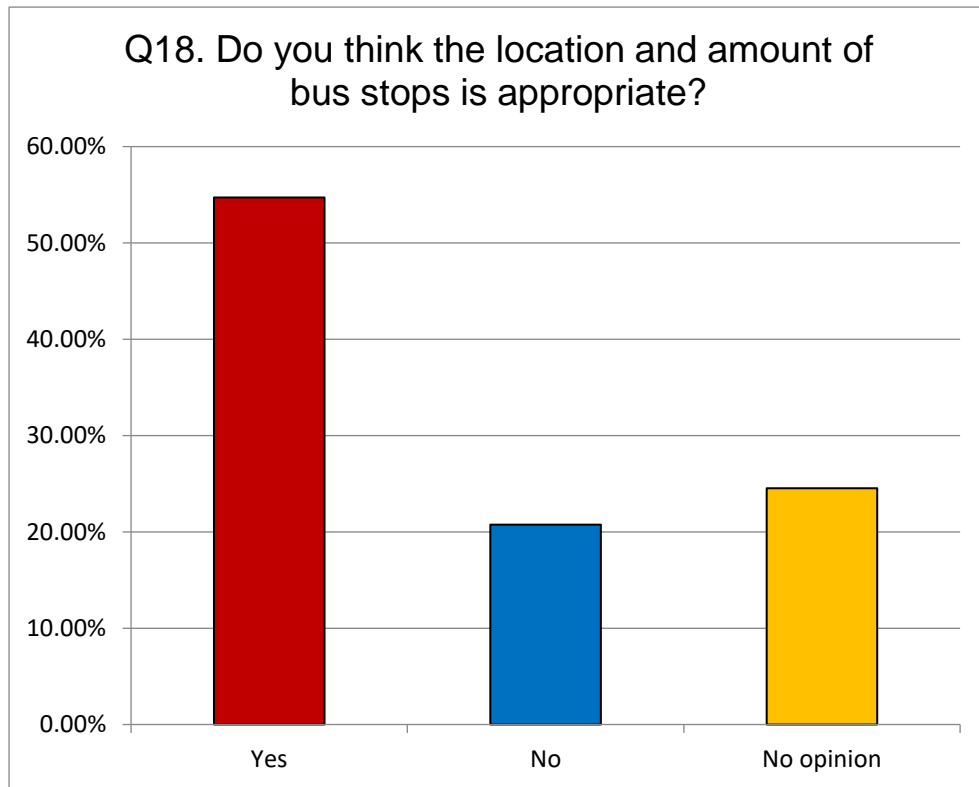


Answer Choices	Responses	
Yes	52.06%	139
No	38.20%	102
No opinion	9.74%	26

Question 17 - Free Text Responses

Reason for supporting/opposing a change in speed limit from 30mph to 20mph	Number of respondents	% of total reasons given
Safer	26	21
Rarely get to 20/30mph	20	16
Generally support	20	16
Not needed	16	13
Generally opposed	10	8
May cause traffic congestion	9	7
Will not have an impact/will be ignored	5	4
Speed cameras should be in place/speed must be monitored	5	4
Only in certain parts e.g. town centre end	4	3
Diverts attention to speedometer	2	2
Not crossing safely is bigger issue	1	1
May not be necessary given other cycling and pedestrian provision	1	1
With addition of other speed limiting measures	1	1
May help to regulate traffic flow	1	1
Easier to cross road	1	1
Causes accidents	1	1
Total	123	

Question 18



Answer Choices	Responses	
	Percentage	Count
Yes	54.72%	145
No	20.75%	55
No opinion	24.53%	65

Question 18 - Free Text Responses

Reason for believing that the bus stop provision is/is not appropriate	Number of respondents	% of total reasons
Generally agree	10	17
Causes congestion/tailbacks	8	14
Should be out of traffic, e.g. bus bypass, lay-bys	7	12
Too many bus stops	6	10
Generally disagree	6	10
Concerns over accessibility for older people or people with disabilities	5	9
Not enough bus provision/stops	5	9
Concern over current bus stop placements	2	3
Access from residential area impacted	1	2
Against removal of bus stops	1	2
Too many buses	1	2
Would make people less likely to use a bus	1	2
Depends on the quality of the bus service	1	2
Concern over impact on businesses	1	2
Should be at either end of the road	1	2
Bus stops require maintenance	1	2
Need measures to stop overtaking	1	2
Total	58	



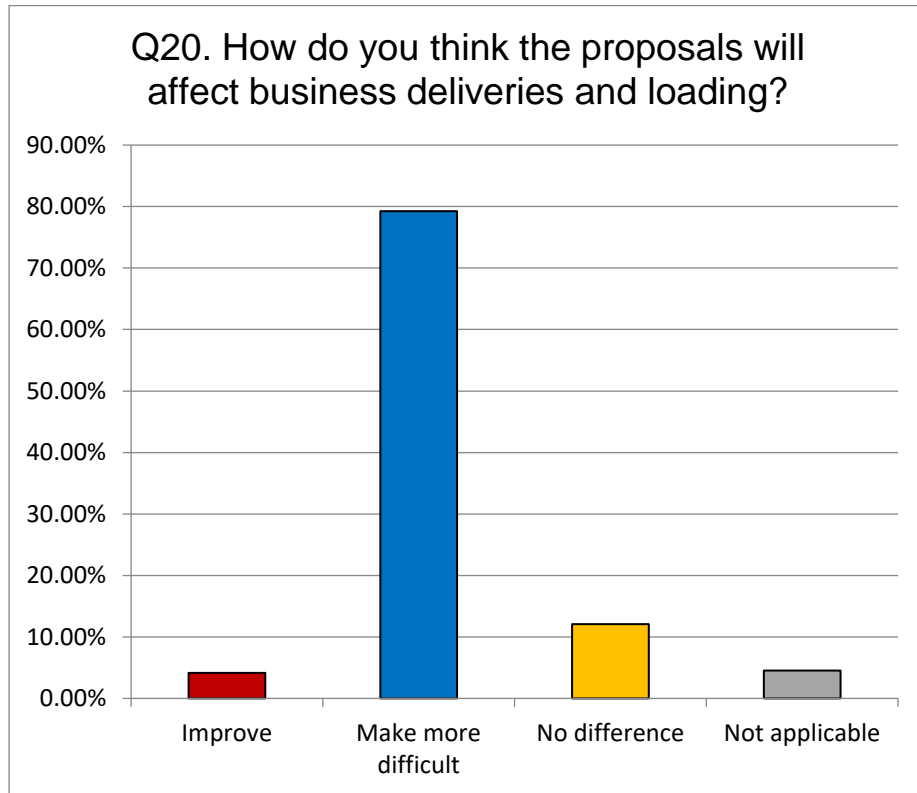
Question 19

**Are there any other locations on Linthorpe Road where you would like to see additional safe crossing points?**

This question received 181 responses. Below are the suggestions given for specific crossing point locations. General responses such as 'none', 'no', 'no opinion', 'all over' and 'N/A' have not been listed, giving a total of 30.

Linthorpe Rd. Specific:	Number of respondents	% of total responses
Psyche/Manjaros	8	25
One Life Medical Centre	5	16
One Stop	1	3
The Swatters Carr	1	3
Abdul's Cash and Carry	1	3
Granville Road Junction	1	3
Forbes Building	1	3
Between Ayresome Street and Linthorpe Village	1	3
Near Garnet Street	1	3
Total	20	67
General:	Number of respondents	% of total responses
Southfield Road	3	10
Between Borough Road and Southfield Road	1	3
Granville Road	1	3
Between Park Road and the Dorman Museum	1	3
Eastbourne Road	1	3
Green Lane	1	3
Grange Road	1	3
Between Borough Road and Garnet Street	1	3
Total	10	33

Question 20

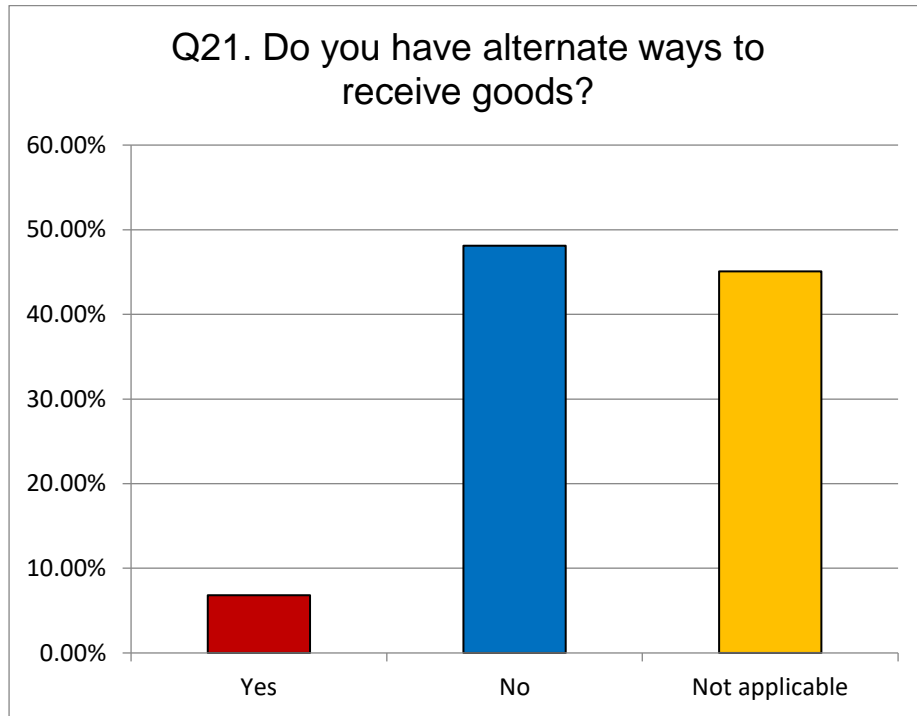


Answer Choices	Responses	
Improve	4.15%	11
Make more difficult	79.25%	210
No difference	12.08%	32
Not applicable	4.53%	12

Question 20 - Free Text Responses

Loading/Delivery Comments	Number of respondents	% of total comments
Nowhere for delivery vehicles	25	23
Stopping in the road	21	20
Difficult to access	12	11
Parking	12	11
Business issues	7	7
Double parking	7	7
Blocking cycle lanes	5	5
discourage visitors	4	4
Increased congestion	3	3
Side roads to small	3	3
Confusing layout	2	2
Accidents	1	1
Dangerous	1	1
Disabled parking	1	1
Distractions	1	1
Route narrowing issues	1	1
Taxi issues	1	1
Total	107	

Question 21

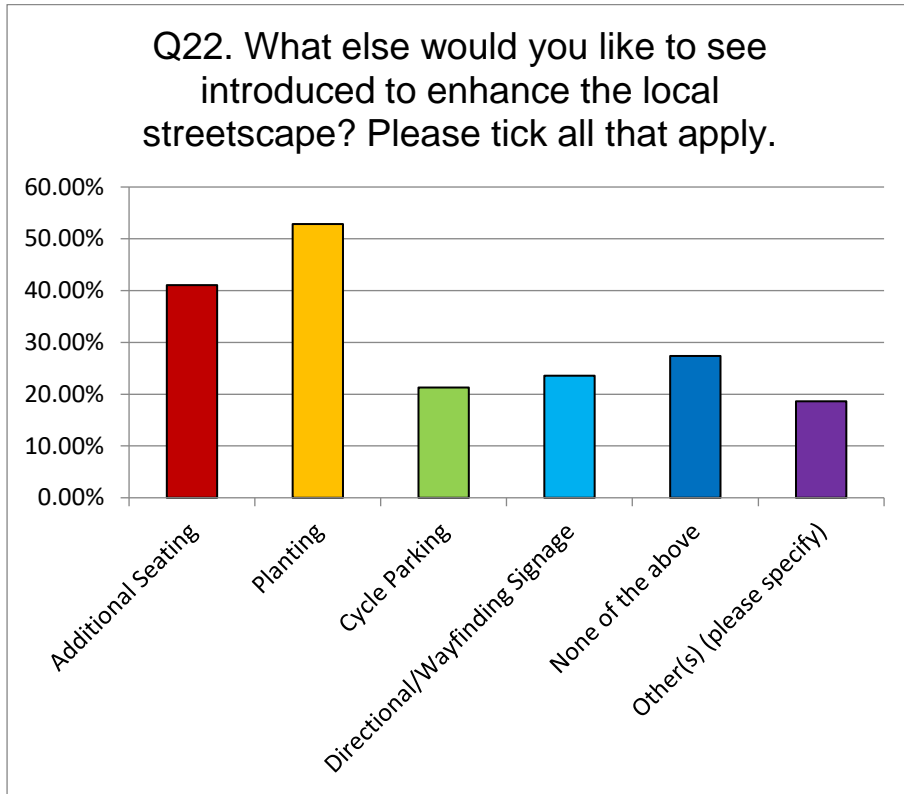


Answer Choices	Responses	
	Percentage	Count
Yes	6.82%	18
No	48.11%	127
Not applicable	45.08%	119

Question 21 - Free Text Responses

Opinion on alternate ways to receive goods	Number of respondents	% of total opinions
No/Impossible	7	37
At the rear	4	21
At certain times e.g. off-peak	2	11
Not practical to receive deliveries via back alleys	2	11
Pelham Street	1	5
Parking on side of shop	1	5
Cycle courier deliveries	1	5
Electric cargo bikes in the future	1	5
Total	19	

Question 22

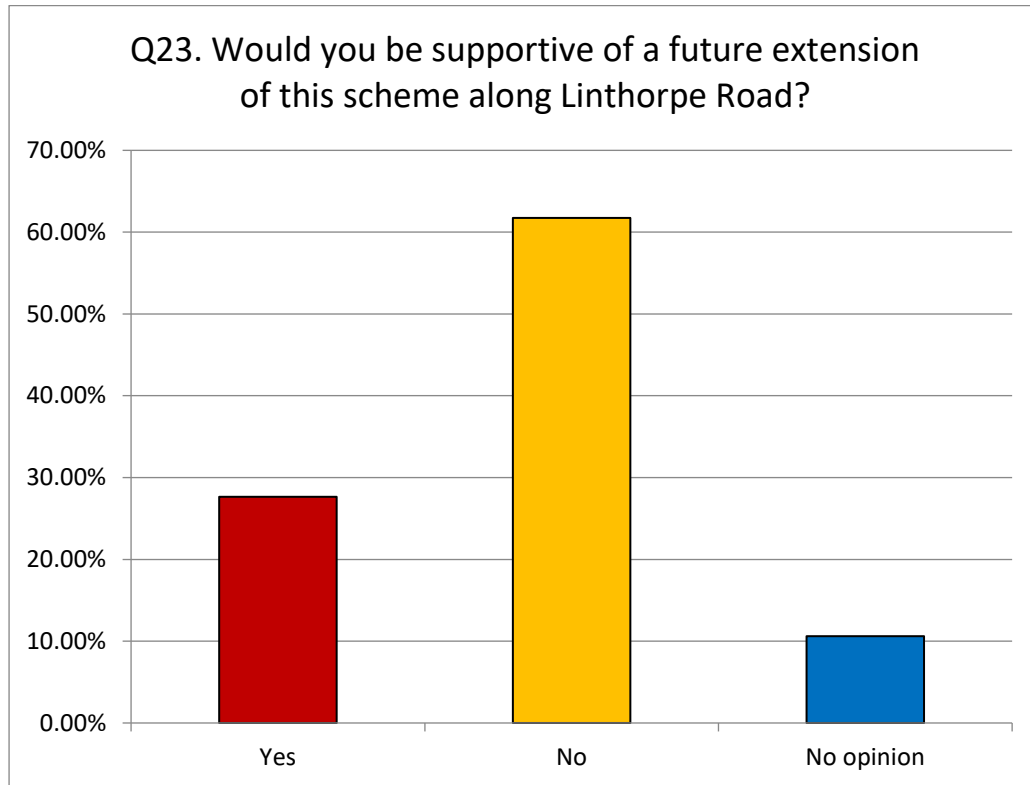


Answer Choices	Responses
Additional Seating	41.06% 108
Planting	52.85% 139
Cycle Parking	21.29% 56
Directional/Wayfinding Signage	23.57% 62
None of the above	27.38% 72
Other(s) (please specify)	18.63% 49

Question 22 - Free Text Responses

Response	Number of total respondents	% of total responses
Parking facilities/spaces	13	30
Cleaner streets/litter picking	6	14
Artwork	3	7
Bins	3	7
Trees	3	7
Police	2	5
Wider roads	2	5
Better lighting	2	5
Speed cameras	1	2
CCTV	1	2
Pavements Levelling	1	2
Outdoor seating for businesses	1	2
Narrower paths	1	2
Traffic wardens	1	2
Infrastructure for mobility scooters	1	2
Speed-reducing road surface	1	2
Public toilets	1	2
EV Chargepoints	1	2
Total	44	

Question 23



Answer Choices	Responses	
Yes	27.65%	73
No	61.74%	163
No opinion	10.61%	28



Question 23 - Free Text Responses

Reason for being supportive of/opposed to a future extension of the scheme	Number of respondents	% of total reasons
General support/would like an extension in...	22	32
Don't agree with current proposals/not needed	21	31
Need parking/don't agree with parking removal	5	7
Money better spent elsewhere	4	6
No one will use the cycle lanes	3	4
Will cause accidents/Unsafe	3	4
Useful in residential areas	2	3
Depending on consultation, e.g. with locals	2	3
Bad for the economy	1	1
Creates congestion	1	1
If mitigation against detrimental effects is included	1	1
Will cause antisocial behaviour	1	1
Would like the scheme moving elsewhere	2	3
Total	68	

Question 24

**'If you have any other comments about this scheme, please detail them below:'**

Other Comments	Number of respondents	% of total comments
Bad for business	32	27
Support	19	16
Don't support	15	13
Waste of money	13	11
Not needed	10	9
Poorly designed/thought out	10	9
Lack of parking	4	3
Bad for deliveries	3	3
Disruptive	3	3
Safety concerns	2	2
Bad for buses	1	1
Anti-social behaviour/personal safety	1	1
Concerns over enforcement	1	1
Speed limit is fine	1	1
Bad for taxis	1	1
More cycle parking needed	1	1
Total	117	

## Email Correspondence

Comments	Number of Respondents	% of total comments
Parking Issues	17	59
Bad for business	8	28
Relocation concerns	2	7
Safer	1	3
Safety concerns	1	3
Total	32	

### Emails Received - Comment Summary

