



## **ETHNIC MINORITY ACHIEVEMENT TEAM**



## **Useful Words and Phrases for Beginner EAL Pupils**

**SECONDARY PHASE**

This booklet has been produced by Middlesbrough Ethnic Minority Achievement Team (EMAT)

**Contact Details:**

Tel: (01642) 802893 / 201881

Email: [stacey\\_carlisle@middlesbrough.gov.uk](mailto:stacey_carlisle@middlesbrough.gov.uk)

## Getting to know you!



Hello! What is your name?

My name is

---

How old are you?



I am \_\_\_\_\_ years old.



Where do you live?

I live

---

---

# School Subjects

English



Spanish



EAL



Mathematics  
(Maths)



ICT



Science



History



Geography



Religious Studies



## School Subjects

Textiles



Physical Education  
(PE)



Music



Art



Photography



Catering



Things you use at school



pen



pencil




ruler



rubber/eraser



book



computer



table/desk



glue stick



compass



paper



calculator




board


## Things you will be asked to do at school



To read



To write



To look



To sit down



To stand up



To listen

To write the date- 1<sup>st</sup> July 2016

To Underline a word.

To circle a word.

To ~~cross out~~ a word.

To copy something - *To Copy something.*



# Things your teacher might say



Do your work!



Sit down!



Open your book!



Get a pencil please.



Close your book.




No talking!




Write your name



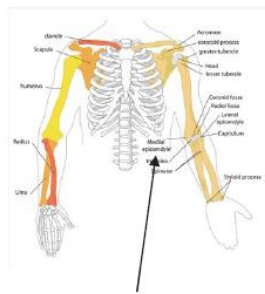
Put your hand up please.




Look at the board.



Look at...



the diagram



the board



the picture



## Eating at school



Dinner hall/canteen/Lunch hall

### Things you might buy for lunch



Sandwiches



Toast



Chocolate bars



Salads



Crisps



Jacket potatoes



Drinks



Fruit



Cereals

Useful phrases in the lunch hall

What would you like?

Can I have \_\_\_\_\_  
please?



Would you like anything  
else?

How much does it cost?



Useful words and phrases in the lunch hall



Spoon



Fork



Knife



Cup



tray



napkin/tissue



## Using the Library



In many schools you can go to the library before school, after school, at break time and at lunch time.

You will be allowed to borrow books from the library. Your librarian will tell you how to borrow a book.

In the library you can use the computers. To use the computer you might need a "Username" and "Password".

Write your username here .....



## Useful phrases for the library

I'd like to borrow this book, please.

When is it due back?

I'm looking for....



## Other useful words and phrases

Hello.

Goodbye.

Please.

Thank you.

How are you?

I'm fine thank you.

### Personal Information

What's your name?

How old are you?

Where are you from?

What's your address/telephone number?

My name is... I'm ..... years old I'm from ..... My address is.....

### Useful phrases for school

Sorry, I'm late.

I don't feel very well.

I don't know where my classroom is.

Can I borrow (a pen) please?

I don't have my book.

What time is it? telephone number is .....

## Useful Maths Words

### Numbers

1	one
2	two
3	three
4	four
5	five
6	six
7	seven
8	eight
9	nine
10	ten
11	eleven
12	twelve
13	thirteen
14	fourteen
15	fifteen
16	sixteen
17	seventeen
18	eighteen
19	nineteen
20	twenty
30	thirty
40	forty
50	fifty
60	sixty
70	seventy
80	eighty
90	ninety
100	one hundred



## Days of the week

Monday Tuesday Wednesday Thursday Friday Saturday Sunday

On \_\_\_\_\_ I \_\_\_\_\_.

P.E is on \_\_\_\_\_.



## Months of the Year

January  
February  
March  
April  
May  
June  
July  
August  
September  
October  
November  
December



My birthday is in \_\_\_\_\_.

I started school in \_\_\_\_\_.

## Symbols

### Signs

+ add, plus, and (an addition sum)

- take away, minus, subtract  
(a subtraction sum)

= equals, makes, is

e.g.  $5 + 3 = 8$  five plus three makes eight

$7 - 6 = 1$  seven minus six equals one

× times, multiplied by (a multiplication sum)

÷ divided by, shared by (a division sum)

e.g.  $4 \times 8 = 24$  four times eight is twenty-four

$22 \div 11 = 2$  twenty-two divided by eleven is two


## Lines



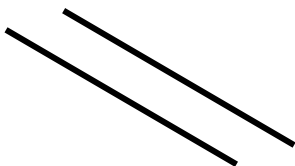
A straight line. A horizontal line.



A straight line. A vertical line.



A curved line.



Parallel lines.

